

Retirement digiPortfolio

Glide into retirement with ease – from just S\$100

- **A smart and flexible portfolio** – gradually transitions your portfolio between life stages till you reach retirement.
- **Save yourself energy and time** – managed for you by DBS, in collaboration with J.P. Morgan Asset Management.
- **No lock-in period or penalties** – top up or withdraw anytime.

Portfolio Management Fee	<ul style="list-style-type: none"> • 0.75% flat annual fee • 0.25% upon retirement
Portfolio Currency	SGD
Dividend Payment	Re-invested into portfolio
Lock-in Period	None
Sales Fees	0.00%
Transaction Fee	0.00%
Withdrawal Fee	0.00%

How it's done

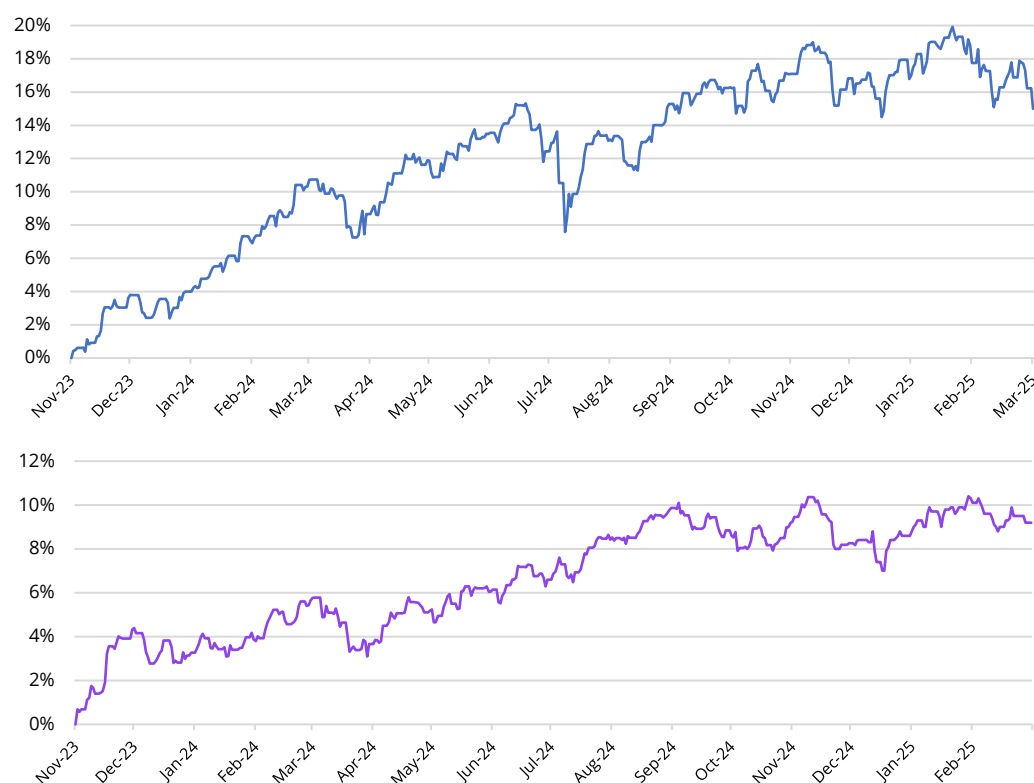
The Retirement digiPortfolio accounts for the number of years to your retirement age when determining the appropriate mix of equities and bonds.

As you grow older, the portfolio will gradually 'glide' from more risk assets to more stable ones. This is fully automated so there is no need to make any transactions on your own. You will be able to keep abreast of the portfolio holdings and transactions on DBS digibank.

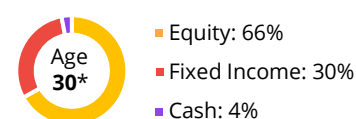
Even in retirement, the DBS investment team continues to manage the portfolio to ensure it remains updated to the latest investment views. This is to ensure that your portfolio remains invested even as you start withdrawing from the portfolio for your retirement income needs.

Performance

Actual Gross Returns since inception



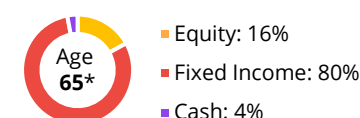
Early Career: Focus on capital appreciation



Actual Gross Returns

Q1 2025	0.3%
1 year	4.9%
Since Inception ¹	16.2%

Near Retirement: Focus on stability



Actual Gross Returns

Q1 2025	0.9%
1 year	3.2%
Since Inception ¹	9.2%

Insights from the investment team

Q1 2025 Market Review

The first quarter of 2025 proved a volatile period for equity and bond markets. Elevated uncertainty stemming from the unpredictable nature of US trade policy dampened growth expectations in the US, while in Europe, the fiscal response had been much more forceful than many were anticipating.

Developed equity markets struggled over the quarter as tariff-related headlines buffeted US equity markets, with the MSCI World (local currency) index down -2.7%. The US administration announced a raft of new tariffs on steel, aluminium and autos, while shifting expectations around the severity of pending tariff announcements due on 2nd April drove swings in market sentiment. Value stocks outperformed their growth counterparts, while smaller companies lagged as rising trade uncertainty drove concerns around both weaker growth and stronger inflation. Emerging market equities outperformed developed markets, posting a 2.7% return (MSCI Emerging Markets, local currency) as Chinese and Korean equities both performed strongly. Asian equity markets saw high levels of dispersion. Chinese stocks outperformed thanks to a combination of US tariffs so far proving less punitive than feared, improving sentiment towards Chinese technology stocks following DeepSeek's AI breakthrough, and hints of a more supportive policy stance from Beijing. In contrast, Indian stocks struggled while a stronger yen driven by narrowing interest rate differential created headwinds for Japanese equities.

¹Since Inception refers to performance from 29 November 2023.

*Age is meant for illustrative purposes only. Actual portfolio allocation is based on an investor's indicative years to retirement.

Fixed income markets outperformed developed equities with rising recession risks leading to a return of 1.1% (JPM GBI, USD Hedged). US Treasuries were notable outperformers over the quarter, returning 2.9%. Conversely in Europe, expectations of much larger issuance to finance new government spending programmes weighed on sovereign bond returns and saw 10-year German Bund yields rise by more than 30bps (basis points) on the day after the €500bn infrastructure spending plan was announced. Japanese government bonds were the notable underperformer as recent data emphasises building inflationary pressures. Given elevated uncertainty, the Federal Reserve (Fed) decided to take no action on interest rates over the quarter but Fed Chair Powell did leave the door open to future rate cuts at the March meeting, suggesting the Fed was more concerned about the downside risks to growth than the upside risks to inflation. The European Central Bank (ECB) was more positive about the prospect of further fiscal stimulus ahead, with ECB President Lagarde explicitly praising the change in approach at the March meeting. The ECB cut interest rates twice during the quarter, with a further 60bps of cuts priced by markets by the end of 2025.

Market Outlook

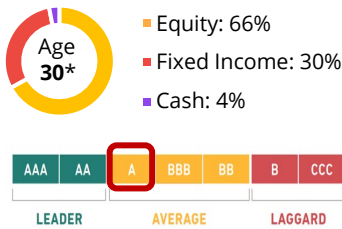
JPMorgan Asset Management believes that the outlook for U.S. tariff policy remains highly uncertain. We will continue to monitor any potential retaliations from trading partners, the outcomes of individual country negotiations, and potential concessions/exemptions, as well as the impact these tariffs may have on U.S. growth and inflation.

JPMorgan Asset Management continues to reduce equity risk as tariff news develops, maintaining a neutral to modest overweight stance across portfolios. We seek to diversify our investments by expanding our exposure to regions and sectors outside of the U.S., particularly in Europe and Japan.

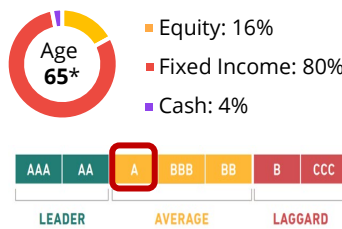
JPMorgan Asset Management also sees opportunities in credit as all-in yields remain attractive, though the magnitude of the positiveness has moderated.

ESG Score^

Early Career: Focus on capital appreciation



Near Retirement: Focus on stability



Portfolio Holdings

Equity Funds

- JPM US Select Equity
- JPM Europe Dynamic Fund
- JPM Asia Growth Fund
- JPM Japan Equity Fund

Fixed Income Funds

- JPM Global Government Bond
- JPM Emerging Markets Debt Fund
- JPM Global Corporate Bond Fund

^Source: MSCI as of 31 December 2024

Portfolio ESG Score is calculated using DBS internal methodology with reference to MSCI ESG Ratings for the underlying holdings (equities, fixed income securities and funds). A weighted average is used and minimally 50% of the portfolio must be rated. MSCI ESG Ratings aim to measure a company's resilience to long-term, financially relevant Environment, Social and Governance (ESG) risks. MSCI classifies AAA and AA-rated securities as ESG Leaders. A, BBB and BB-rated securities are average while B and CCC-rated are Laggards. Certain information ©2021 MSCI ESG Research LLC. Reproduced by permission.

Disclaimers & Important Notice

This document ('Information') is provided to you for your private use only and is purely indicative and for discussion purposes only. The Information is not and does not constitute or form part of any offer, recommendation, invitation or solicitation to you to subscribe to or to enter into any transaction as described, nor is it calculated to invite or permit the making of offers to the public to subscribe to or enter into any transaction for cash or other consideration and should not be viewed as such.

The Information may be incomplete or condensed and it may not include a number of terms and provisions nor does it identify or define all or any of the risks associated to any actual transaction. Any terms, conditions and opinions contained herein may have been obtained from various sources and neither DBS Bank Ltd. nor any of its related companies or affiliates which includes DBS Bank (Hong Kong) Limited nor any of their respective directors or employees (collectively "DBS Group") make any warranty, expressed or implied, as to its accuracy or completeness and thus assume no responsibility of it. The Information may be subject to further revision, verification and updating and DBS Group undertake no responsibility thereof.

All figures and amounts stated are for illustration purposes only and shall not bind DBS Group. DBS Group do not act as an adviser and assumes no fiduciary responsibility or liability for any consequences, financial or otherwise, arising from any arrangement or entrance into any transaction in reliance on the information contained herein. The Information does not have regard to your specific investment objectives, financial situation and particular needs. In order to build your own independent analysis of any transaction and its consequences, you should consult your own independent financial, accounting, tax, legal or other competent professional advisors as you deem appropriate to ensure that any assessment you make is suitable for you in light of your own financial, accounting, tax, and legal constraints and objectives without relying in any way on DBS Group or any position which DBS Group might have expressed in this document or orally to you in the discussion.

Companies within the DBS Group or the directors or employees of the DBS Group or persons/entities connected to them may have positions in and may affect transactions in the underlying product(s) mentioned. Companies within the DBS Group may have alliances or other contractual agreements with the provider(s) of the underlying product(s) to market or sell its product(s). Where companies within the DBS Group are the product provider, such company may be receiving fees from the investors. In addition, companies within the DBS Group may also perform or seek to perform broking, investment banking and other banking or financial services to the companies or affiliates mentioned herein.

The Information may include quotation, comments or analysis. Any such quotation, comments or analysis have been prepared on assumptions and parameters that reflect our good faith, judgement or selection and therefore no warranty is given as to its accuracy, completeness or reasonableness. All estimates and opinions included in this document or orally to you in the discussion constitute our judgement as of the date indicated and may be subject to change without notice. Changes in market conditions or in any assumptions may have material impact on any estimates or opinion stated.

Prices and availability of financial instruments are subject to change without notice. In any event, past performance is no guarantee of future results, and future results may not meet our/your expectations due to a variety of economic, market and other factors.

If the Information has been distributed by electronic transmission, such as e-mail, then such transmission cannot be guaranteed to be secure or error-free as information could be intercepted, corrupted, lost, destroyed, arrive late or incomplete, or contain viruses. The sender therefore does not accept liability for any errors or omissions in the contents of the Information, which may arise as a result of electronic transmission. If verification is required, please request for a hard-copy version.

This advertisement has not been reviewed by the Monetary Authority of Singapore. The investment product(s) mentioned herein and the contents of their related document have not been reviewed or authorised by any regulatory authority in Hong Kong, Singapore and elsewhere.

The Information is provided to you as "Accredited Investor" (defined under the Securities and Futures Act of Singapore) and/or "Professional Investor" (defined under the Securities and Futures Ordinance of Hong Kong) for your private use only and may not be passed on or disclosed to any person nor copied or reproduced in any manner.

The investment product(s) mentioned herein is/are not the only product(s) that is/are aligned with the views stated in the research report(s) and may not be the most preferred or suitable product for you. There are other investment product(s) available in the market which may better suit your investment profile, objectives and financial situation.

MSCI ESG Research LLC and its affiliates make no express or implied warranties or representations and shall have no liability whatsoever with respect to any MSCI ESG data contained herein. The MSCI ESG data may only be used for your internal use, may not be further redistributed or used as a basis for any financial products or indexes. None of the MSCI ESG data can in and of itself be used to determine which securities to buy or sell or when to buy or sell them.