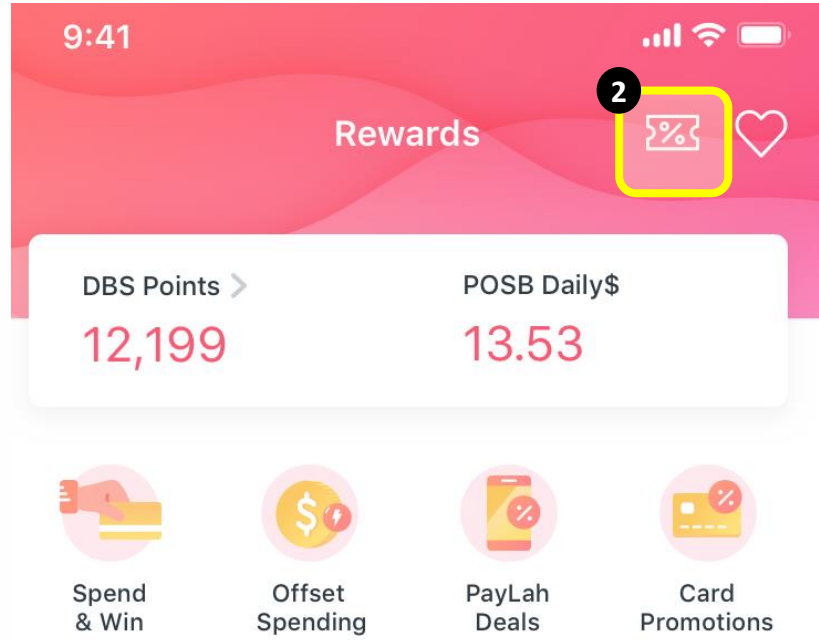
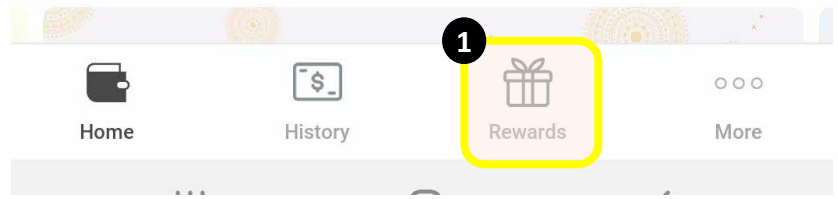


# How to redeem your coupons via your DBS PayLah! App

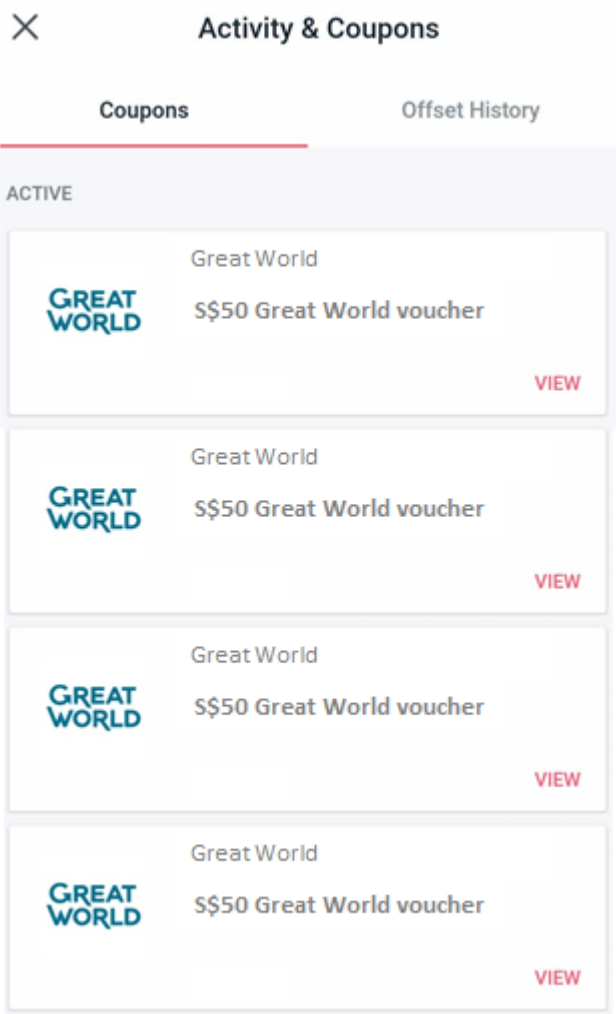
**1. Retrieving your coupons**

1. Tap the "Rewards" icon found at the menu bar of the app.
2. Then tap the "Ticket" icon on the top right corner to access your coupons.



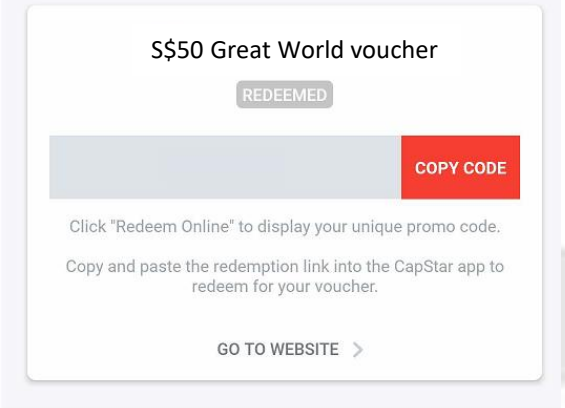
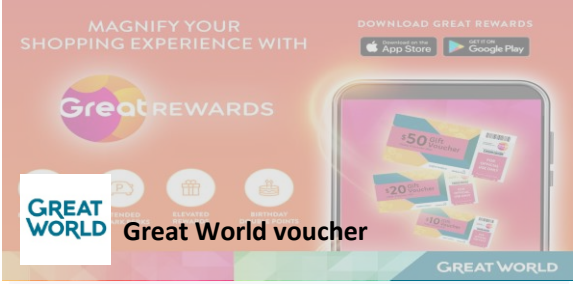
**2. Coupon Listing**

1. Your coupons from this offer will be reflected on your "Activity & Coupons" page.
2. Tap "View" on any of the coupons that you would like to redeem for.



**3. Get promo code**

Tap on "COPY CODE" so that you can apply your unique promo code onto the partner checkout page with ease.



EXPIRES ON	REFERENCE NO
31 Dec 2021	3962160
DESCRIPTION	
Get a S\$50 Great World voucher for your next purchase with your DBS/POSB Credit Card.	
PARTICIPATING CARDS	
TERMS & CONDITIONS	



#### 4. Great Rewards App

Launch your Great Rewards app and tap on "More"

#### 5. Redeeming the e-voucher

1. Tap on "Claim Promo Code".
2. Paste the "Promo Code" you received in your DBS PayLah! app and tap on "Redeem".
3. You will receive a notification upon successfully redeeming your voucher into your Great Rewards wallet.

#### 6. Get promo code

Tap on your "Wallet" to see the vouchers that you have redeemed from this promotion.

