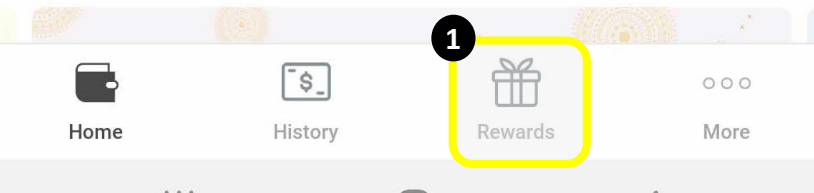


# How to redeem your coupons via your DBS PayLah App!

## 1. Retrieving your coupons

1. Tap the "Rewards" icon found at the menu bar of the app.
2. Then tap the "Ticket" icon on the top right corner to access your coupons.



## Rewards

2



DBS Points >  
0

POSB Daily\$  
185.93



Spend & Win



Offset Spending



PayLah! Deals



Card Deals

Lazada

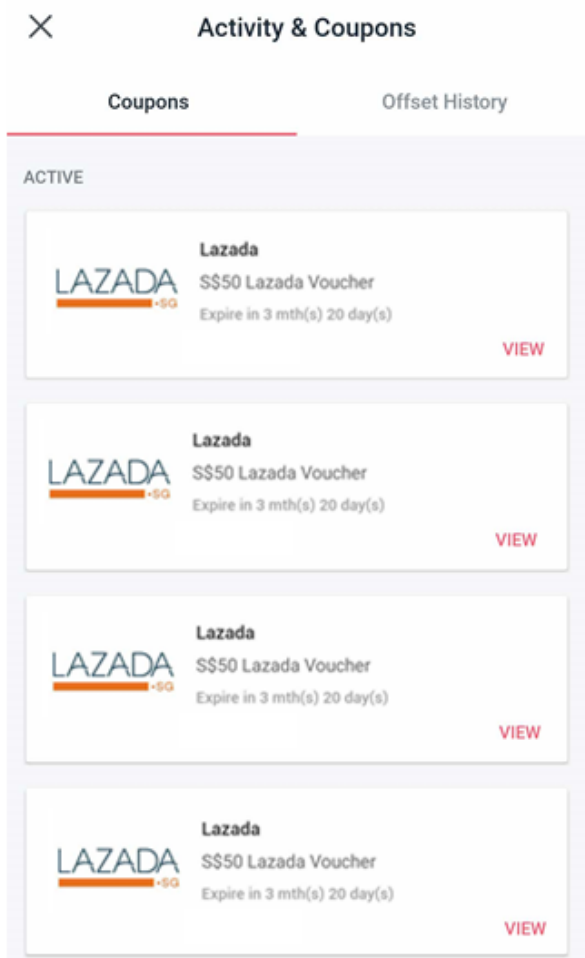
\$S200 Lazada Voucher

LAZADA

4 Vouchers Available!

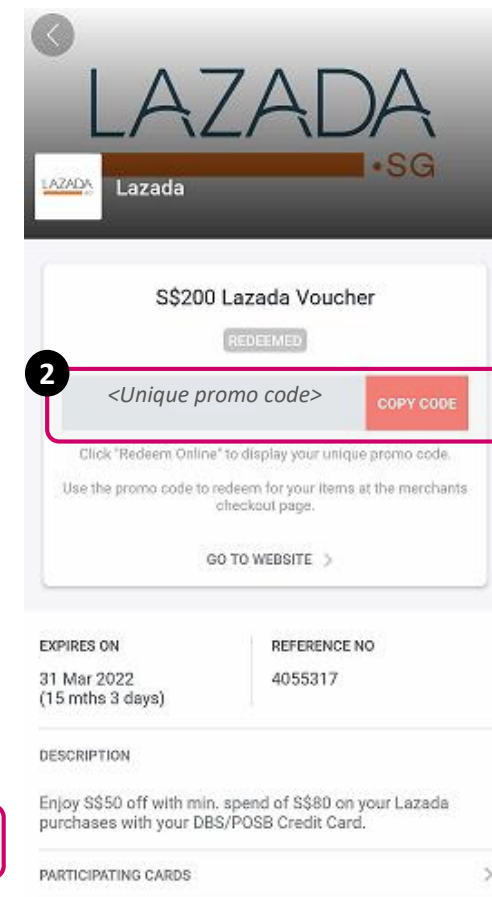
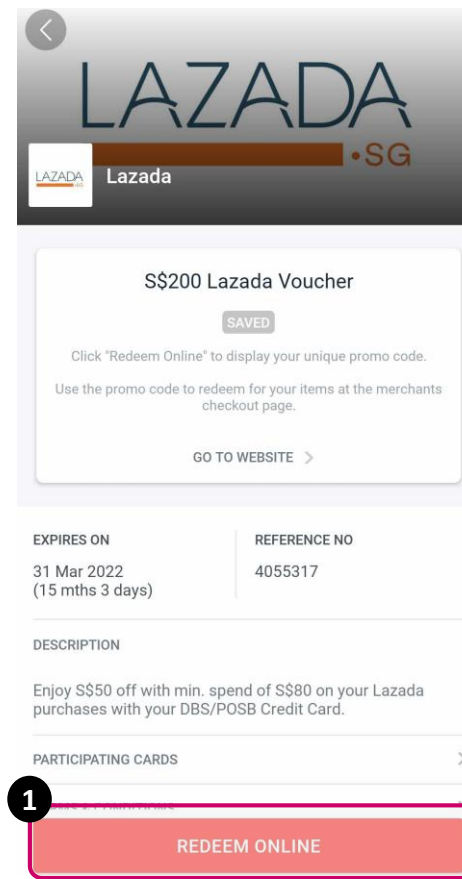
## 2. Coupon Listing

1. Your coupons from this offer will be reflected on your "Activity & Coupons" page.
2. Tap "View" on any of the coupons that you would like to redeem for.



## 3. Get promo code

1. Tap on "REDEEM ONLINE" to reveal your unique promo code.
2. Tap on "COPY CODE" so that you can apply your unique promo code onto the partner checkout page with ease.



#### 4. Using your promo code on the Lazada App

1. Download the Lazada app. Paste the promo code into the "Voucher" field and tap the "Apply" button.
2. When you are ready to make payment, click the "Place Order" button.

The screenshot shows the checkout process. At the top, it says "Checkout (7)". Below that, there's a "Standard" shipping option with an estimated arrival of "17-24 Aug". The main item is a "Portable Retractable Stool" for \$32.90 (originally \$49.90, a 34% discount). The quantity is 2. The subtotal is \$65.80. A voucher "DBSTES" is applied, giving a \$150.00 discount. The "Place Order" button is highlighted with a red box and a "2" in a circle.

Subtotal (7 Items)	\$180.36
Shipping Fee	\$4.16
Seller vouchers	-\$1.32
<b>Total</b>	<b>\$183.20</b>

#### 5. Select Payment Method

1. Add your new DBS/POSB to the Lazada wallet as your preferred card for payment.
2. Tap on "Pay Now" to checkout. The coupon amount will be applied at the next screen.

The screenshot shows the "Select Payment Method" screen. Under "Recommended method(s)", a credit/debit card is selected (marked with a "1" in a circle). Below it is the "Lazada Wallet" option for \$0.00. Under "Other saved method(s)", another credit/debit card is listed. The "Pay Now" button is highlighted with a red box and a "2" in a circle.

Subtotal	\$183.20
<b>Total Amount</b>	<b>\$183.20</b>

#### 6. Successful Redemption

1. Coupon value is applied to your Subtotal.
2. Tap on "Pay Now" to check out your items from Lazada.

The screenshot shows the "Credit/Debit Card" payment screen. It displays the card number "4119 11" and the name "VISA". The "Pay Now" button is highlighted with a red box and a "2" in a circle. Below the card details, the final total amount is shown as \$133.20, with the voucher discount of \$50.00 applied to the subtotal of \$183.20.

Subtotal	\$183.20
Voucher	-\$50.00
<b>Total Amount</b>	<b>\$133.20</b>