

DBS Vickers Online Trading Platform User Guide [Mobile App]



www.dbsvickers.com

Disclaimer: The information contained in this document is intended only for use during the presentation and should not be disseminated or distributed to parties outside the presentation. DBS Vickers Securities accepts no liability whatsoever with respect to the use of this document or its contents.

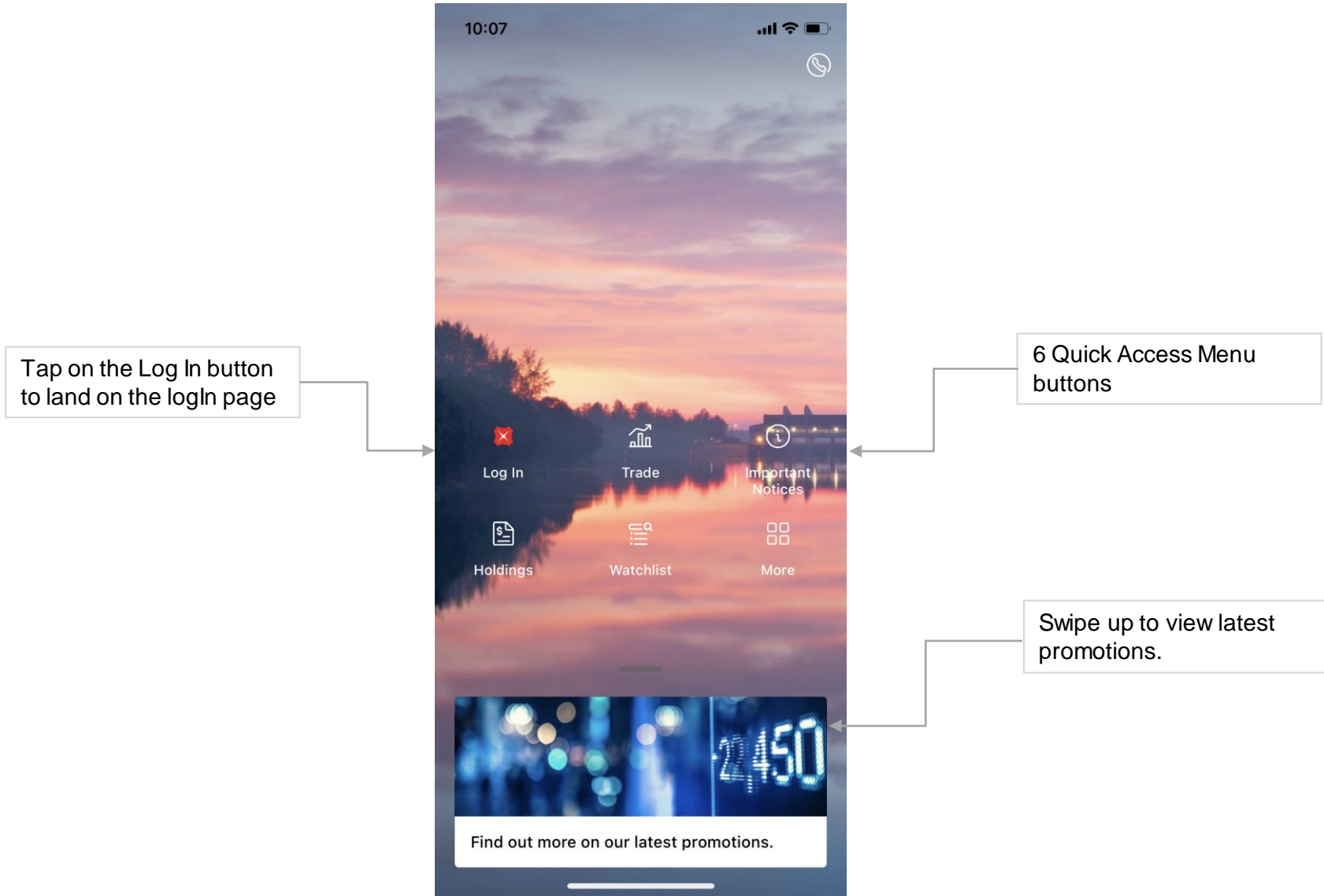


Live more,
Bank less

Introduction

This guide aims to help you understand and operate your DBS Vickers Mobile Trading App with visual illustrations. It will help to exemplify and address some common user experience issues. We hope that with this guide, you will be able to navigate our mobile trading app with ease.

Pre-login



Log in

Log in with DBS digibank
User ID and PIN
(For individual accounts)

10:07

DBS VICKERS SECURITIES

Digibank User ID **DBSV User ID**

User ID

Password

[Forgot User ID or PIN](#)

LOG IN

[New to DBS Vickers?](#)

GET STARTED

Log in with DBS Vickers
User ID and Password

Joint and corporate
accounts will continue to
log in via this option

2-Factor Authentication

10:28

Secure PIN (SMS)

An SMS containing the 6-digit SMS Secure PIN has been sent to your mobile. Please key in below.

RESEND OTP

.....

SUBMIT

Step 1: Obtain OTP via SMS

Step 2: Enter your OTP

Step 3: Tap 'Submit'

Note: As an enhanced security feature, a SMS PIN will be required to view orders, settlement details, share holdings, place trades and change password. (For SG accounts only)

Main Menu (1)

The screenshot shows the DBSV mTrading app interface. At the top, there is a search bar and a 'LOG OUT' button. Below this is a 'Welcome to DBSV mTrading' banner with the last login time. A row of icons provides quick access to 'Outstanding Contracts', 'Stock Details', 'Top Lists', and 'Custom Portfolio'. The main section displays an 'Index' chart for the '6M' period, with a 'REFRESH' button. Below the chart, a table shows the prices for STI, DJIA, and NASDAQ. The bottom navigation bar includes 'Home', 'Trade', 'Order Status', 'Watchlist', and 'More'.

Click on the finder to search for a stock and view its stock details.

Log out from the current session

Quick Links to features such as Outstanding Contracts, Stock Details, Top Lists etc.

Monitor market movements of the different indices.

Hover across the chart to view the prices across the respective periods.

Tap on 'Refresh' button to get the latest quotes.

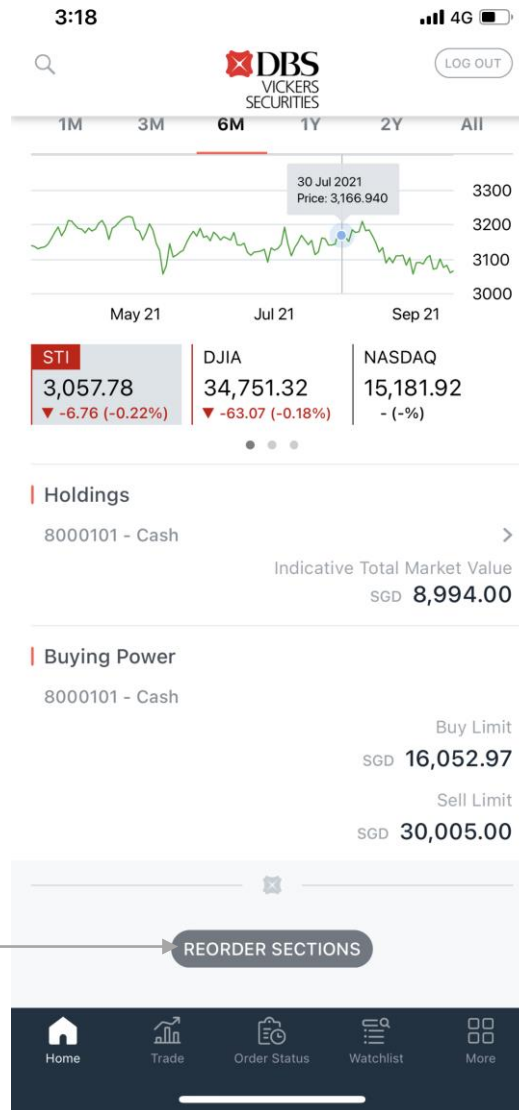
Note: DJIA and indices relating to LSE, ASX and TSE are delayed by 15 to 20 minutes.

Display intraday prices. Swipe right to view other index prices.

Home: Account Overview
Trade: Place an order
Order Status: View status of your orders
Watchlist: Monitor your favorite stocks
More: To access other features in the app

STI	DJIA	NASDAQ
3,057.78	34,751.32	15,181.92
▼ -6.76 (-0.22%)	▼ -63.07 (-0.18%)	- (-%)

Main Menu (2)



Keep track of your share holdings.
Tap on right arrow to view details of your holdings.

View your available buy and sell trading limit.

Tap on 'Reorder Sections' to customize the sequence of Index, Holdings and Buying Power.

Top Lists

10:30

Top Lists

Exchange: SGX | Filter: Volume

Stream Price [On] [Refresh]

STOCK NAME Symbol Rmk	LAST Vol	CHANGE % Change	
\$ Hatten Land PH0 -	0.034 61,139,900	0.009 36.000%	>
HSI 26400MBeC... 52UW -	0.040 46,333,500	-0.013 -24.530%	>
HSI 25800MBePW... IWLW -	0.182 40,905,000	0.029 18.950%	>
Genting Sing G13 -	0.750 25,401,400	-0.015 -1.960%	>
Intl Cement KUO -	0.034 22,957,300	0.002 6.250%	>
YZJ Shipbldg SGD BS6 -	1.520 21,322,290	-0.030 -1.940%	>
HSI 25200MBeCW... WLIW -	0.047 19,560,000	-0.019 -28.790%	>
HSI 26000MBeC... JCVW -	0.015 18,032,000	-0.011 -42.310%	>
HSI 25000MBePW... 8ZBW -	0.104 15,309,000	0.020 23.810%	>
HSI 25400MBePW... VJ9W -	0.200 13,021,000	0.032 19.050%	>

Home Trade Order Status Watchlist More

Switch to view different markets

View the list in landscape mode. More columns of data will be available in landscape mode.

Switch between streaming or snapshot market data

In streaming mode, updates to market data will be reflected in blue

In snapshot mode, click the refresh button to get the latest quotes

Tap on the stock name to view more details of the counter. (Redirection to Stock Details module)

Tap the right arrow to place a trade for a counter. (Redirection to Trade module)

Watchlists

The screenshot shows a mobile application interface for a 'Watchlist'. At the top, it displays the time '10:10' and signal/battery icons. The title 'Watchlist' is centered. Below the title, there's a header for 'watchlist 1' with a right arrow and '28/30' items. An 'Edit' button is on the left, and a 'Stream Price' toggle (currently off) and a refresh icon are on the right. The main content is a table of stock data with columns for 'STOCK NAME', 'LAST', and 'CHANGE'. Each row includes a stock name with a sub-identifier, a green or red arrow indicating price movement, the last price and volume, and the change in price and percentage. A right arrow is present at the end of each row. At the bottom, a navigation bar contains icons for Home, Trade, Order Status, Watchlist, and More.

STOCK NAME Symbol Rmk	LAST Vol	CHANGE % Change
DBS D05 -	30.130 332,244	0.060 0.200%
StarHub CC3 -	1.210 465,300	-
ASAHI GROUP HL 2502 -	5534.0 594,100	89.0 1.600%
HK & CHINA GAS 00003 -	12.420 1,669,272	-0.040 -0.320%
TESLA INC TSLA -	755.8300 15,357,680	11.3400 1.523%
CKH HOLDINGS 00001 -	53.600 2,976,882	-0.700 -1.290%
CLP HOLDINGS 00002 -	76.200 1,233,797	-0.800 -1.040%
GREAT CHI PPT 00021 -	0.178 -	-
Singtel 10 Z77 -	2.400 24,320	0.040 1.690%
Singtel Z74 -	2.410 10,386,200	0.030 1.260%

Switch between your watchlists (points to 'watchlist 1 >')

Modify your watchlists (points to 'Edit' button)

Tap on the up/down arrow to sort the data in ascending/descending order. (points to green/red arrows in the table)

Tap on the stock name to view more details of the counter. (Redirection to Stock Details module) (points to 'DBS D05 | -')

Tap to view the list in landscape mode. More columns of data will be available in landscape mode. (points to the list icon in the top right)

Switch between streaming or snapshot market data (points to 'Stream Price' toggle)

In streaming mode, updates to market data will be reflected in blue

In snapshot mode, tap on refresh button to get the latest quotes (points to refresh icon)

Tap the right arrow to place a trade for a counter. (Redirection to Trade module) (points to right arrow in the table)

Edit Watchlist

The screenshot shows the 'Edit Watchlist' screen in a mobile application. At the top, the time is 10:31, and there are signal, Wi-Fi, and battery icons. The screen title is 'Edit Watchlist' with a close button (X) on the left and a 'Save' button on the right. Below the title, there is a section for 'watchlist 1' with a right-pointing chevron. A callout box points to this section with the text 'Switch and edit different watchlists'. Underneath, there is a text field containing 'watchlist 1' with the placeholder 'WATCHLIST NAME (TAP TO EDIT)'. A callout box points to this field with the text 'Change the name of the watchlist'. Below the text field is a 'SET AS DEFAULT' button. Underneath that, there is a message: 'This is the default watchlist' followed by 'This is the watchlist that will be displayed by default on the Watchlist tab.' Below this message is a 'STOCKS' section with a '+ Add Stock' button. A callout box points to this button with the text 'Tap to add a fresh counter'. Below the 'STOCKS' section is a list of stocks, each with a checkbox and the stock name and ticker symbol: 'Select All', 'DBS (SG: D05)', 'StarHub (SG: CC3)', 'ASAHI GROUP HL (JP: 2502)', 'HK & CHINA GAS (HK: 00003)', and 'TESLA INC (US: TSLA)'. Two callout boxes point to the checkboxes: one for 'Select All' with the text 'Tap on the Select All checkbox here to remove all stocks from the list.' and another for the individual stock checkboxes with the text 'Tap on the on the checkbox or swipe to delete individual stocks.'

10:31

✕ Edit Watchlist Save

watchlist 1 >

WATCHLIST NAME (TAP TO EDIT)

watchlist 1

SET AS DEFAULT

This is the default watchlist

This is the watchlist that will be displayed by default on the Watchlist tab.

STOCKS + Add Stock

Select All

DBS
SG: D05

StarHub
SG: CC3

ASAHI GROUP HL
JP: 2502

HK & CHINA GAS
HK: 00003

TESLA INC
US: TSLA

Change the name of the watchlist

Tap on the Select All checkbox here to remove all stocks from the list.

Tap on the on the checkbox or swipe to delete individual stocks.

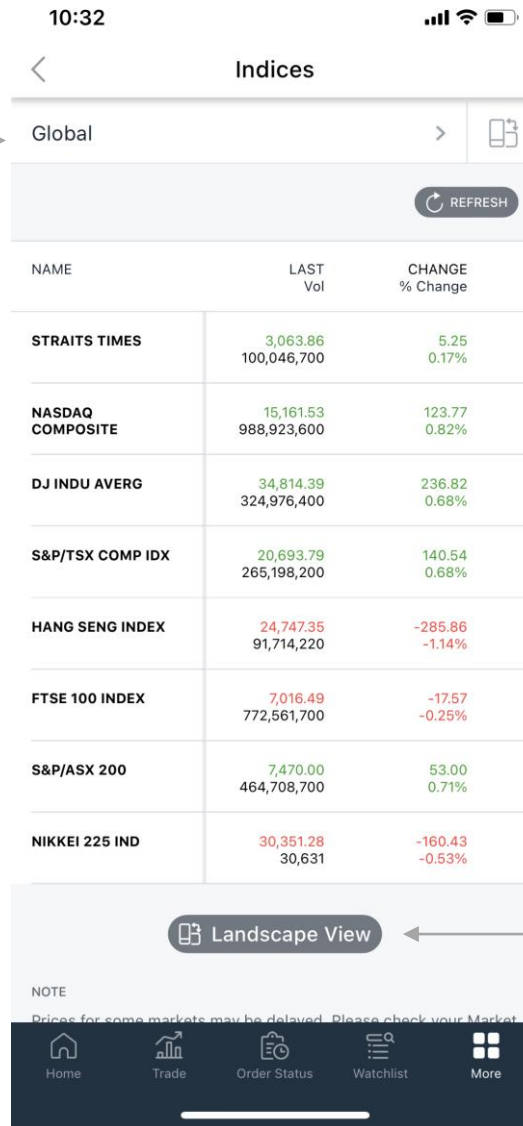
Save the changes made

Switch and edit different watchlists

Tap to add a fresh counter

Indices

Tap on the right arrow to switch between viewing global indices or sector indices



View the list in landscape mode. More columns of data will be available in landscape mode.

Refresh the screen to get the latest quotes

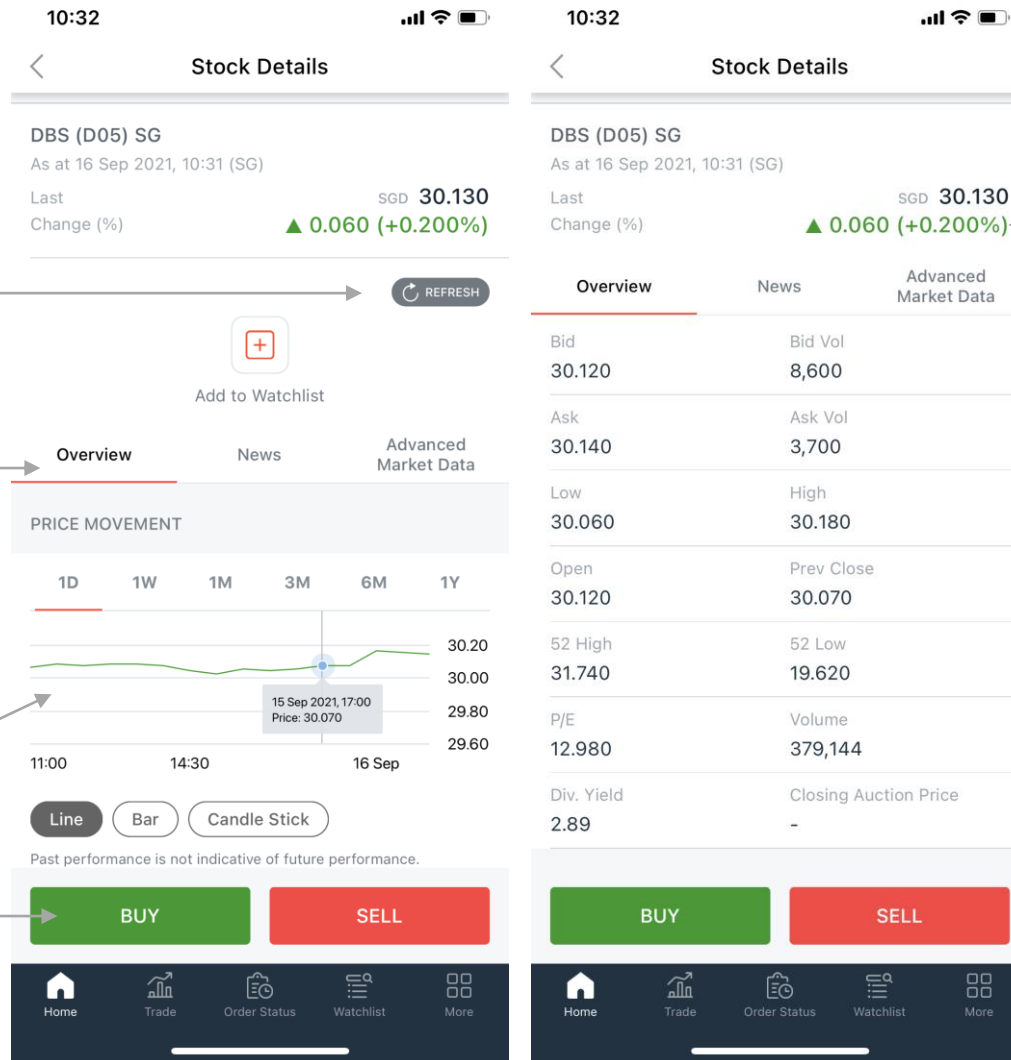
All market quotes are in real-time with the exception of Dow Jones which is delayed by at least 15 minutes

View the list in landscape mode. More columns of data will be available in landscape mode.

Alternatively, tap on the rotate icon on the top right corner.

Disclaimer: The information contained in this document is intended only for use during the presentation and should not be disseminated or distributed to parties outside the presentation. DBSV accepts no liability whatsoever with respect to the use of this document or its contents.

Stock Details



Refresh the screen to get the latest information.

Switch between Overview, News or Advanced Market Data.

Note: Advanced Market Data is subject to eligibility.

View prices of stock across different time periods and chart types

Tap to proceed to the Trade screen to buy/sell this counter

Dollar change and percentage change from the last traded price to its previous close

Green – Last traded price of counter advanced from previous close
 Red – Last traded price of counter declined from previous close
 Black – No change in last traded price of counter from previous close

Stock Details > News

10:33 📶 🔋

< **Stock Details**

DBS (D05) SG
As at 16 Sep 2021, 10:31 (SG)

Last SGD **30.130**
Change (%) **▲ 0.060 (+0.200%)**

Overview **News** Advanced Market Data

BREAKINGVIEWS-China's new wealth plan slow to make connections >
13 Sep 2021, 11:42 AM

BRIEF-DBS' Brokerage Arm Received In-Principle Approval From MAS For Dig... >
12 Aug 2021, 06:13 PM

UPDATE 4-Singapore's DBS bets on post-pandemic recovery, profit up on lo... >
05 Aug 2021, 01:39 PM

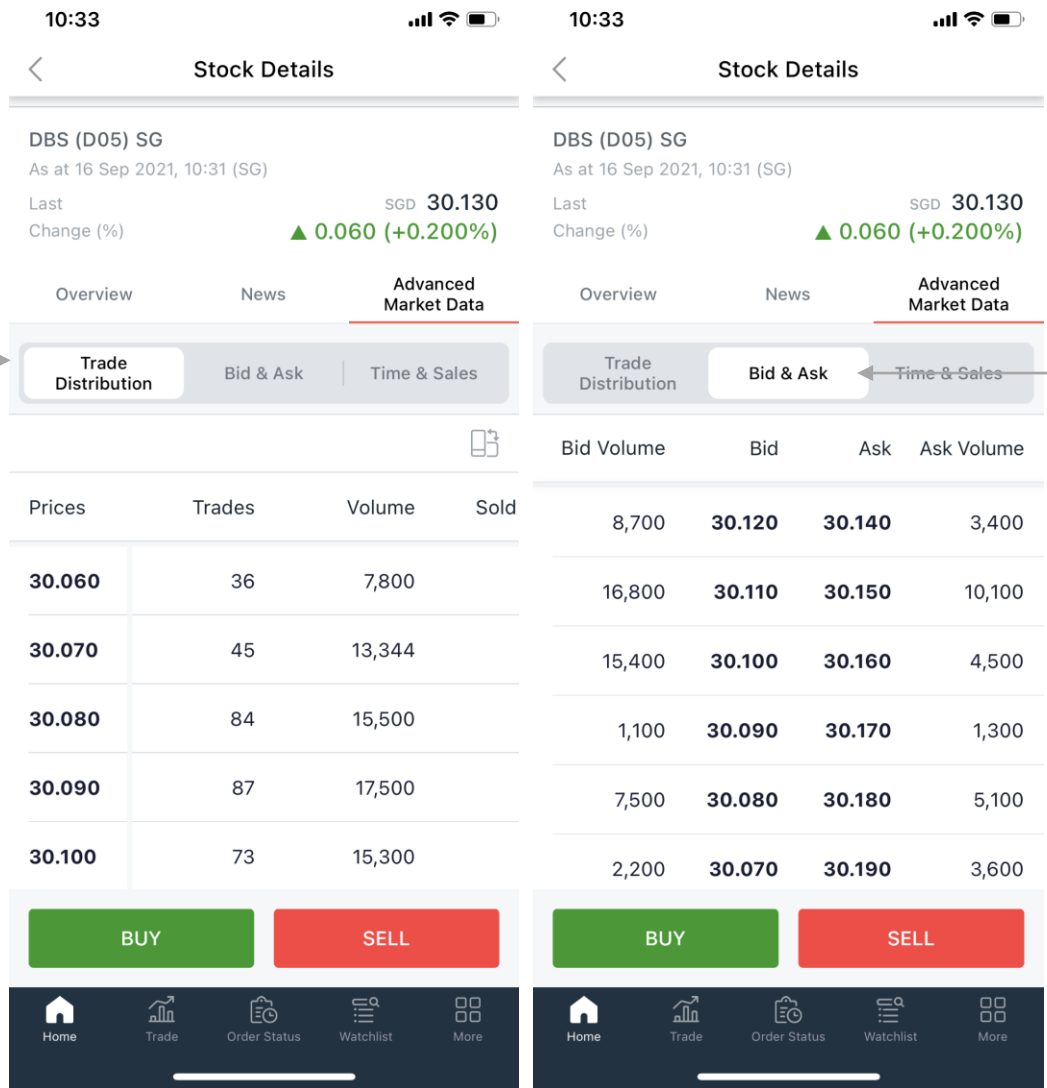
BRIEF-DBS Declares Interim Dividend Of 33 SG Cents Per Share For Q2 >
05 Aug 2021, 06:50 AM

BUY **SELL**

Home Trade Order Status Watchlist More

Tap on the individual headlines to read the news in detail

Stock Details > Advanced Market Data (SG & HK Market only)



List all transactions in real-time sorted by transacted price.

SG Stock: View up to 20 levels of Bid and Ask prices and monitor prices on both the buy and sell sides.

HK Stock: View up to 5 levels of Bid and Ask prices and monitor prices on both the buy and sell sides.

Note: Advanced Market Data is subject to eligibility. Learn more here: <https://www.dbs.com.sg/vickers/en/resources/mca-faq/advanced-market-data>

Stock Details > Advanced Market Data (SG & HK Market only)

DBS (D05) SG
As at 16 Sep 2021, 10:31 (SG)
Last SGD **30.130**
Change (%) ▲ **0.060 (+0.200%)**

Overview | News | **Advanced Market Data**

Trade Distribution | Bid & Ask | **Time & Sales**

Time	Price	Trade Size	Action
10:33:26	30.140	100	Bought from All Seller
10:33:26	30.140	100	Bought from All Seller
10:32:26	30.140	100	Bought from All Seller
10:31:12	30.130	100	Others*
10:31:12	30.130	100	Others*
10:31:12	30.130	100	Others*

BUY | SELL

Home | Trade | Order Status | Watchlist | More

DBS (D05) SG
As at 16 Sep 2021, 10:31 (SG)
Last SGD **30.130**
Change (%) ▲ **0.060 (+0.200%)**

Overview | News | **Advanced Market Data**

Trade Distribution | Bid & Ask | **Time & Sales**

Time	Price	Trade Size	Action
10:21:38	30.140	100	Bought from Seller
10:21:38	30.130	200	Sold to Buyer
10:21:38	30.130	100	Sold to Buyer

Trade With Transaction Value More Than \$100K

Others*: Off-market transaction

1 of 22

Page Go To

BUY | SELL

Home | Trade | Order Status | Watchlist | More

View a record of all transactions made.

Transactions with more than \$100K in value are highlighted for easy reference.

Note: Advanced Market Data is subject to eligibility. Learn more here: <https://www.dbs.com.sg/vickers/en/resources/mca-faq/advanced-market-data>

Place Order

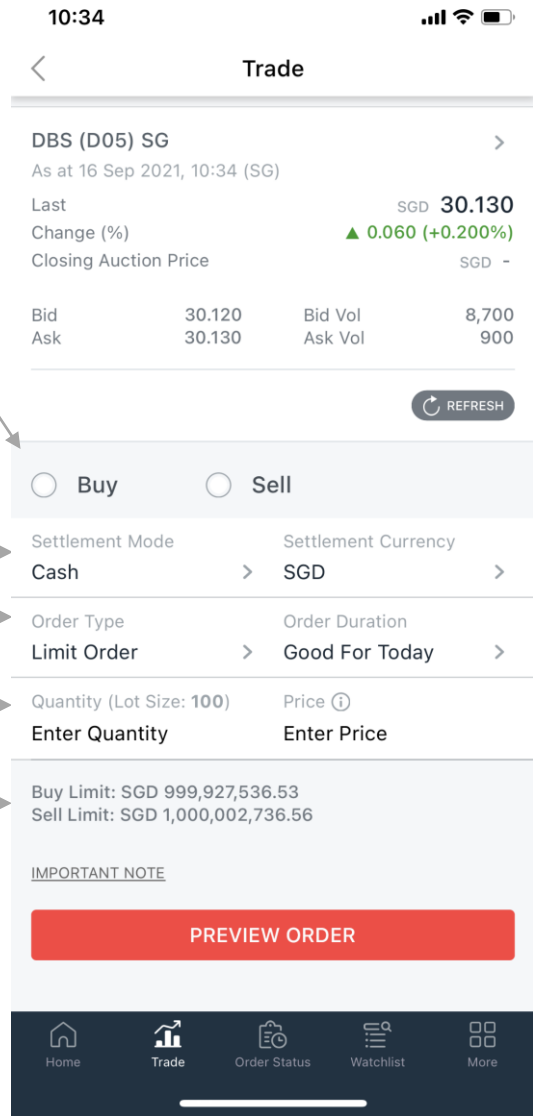
Select either Buy/Sell/Csell
 *For SG market, you will have the option to select Contra Sell & Short Sell.

Tap to choose Settlement Mode

Select the Order Type
Order Types vary for different markets

Enter the number of shares you wish to transact

View your available buy and sell trading limits



View stock prices

Tap to choose Settlement Currency

Select the duration of your order
Up to 30 calendar days

Enter the price you wish to transact at

Tap Preview Order to view your order details before confirming the order.

Trade > Order Preview

Tap on back arrow to return to trade screen

Check your order details and indicative costs

Tap on the tooltip icon to view breakdown of commission & fees.

Tap on Confirm Order to submit.

10:36

Order Preview

Indicative Total Proceeds
SGD 3,040.96

Total Contract Value SGD 3,013.00
Total Commission & Fees ⓘ SGD 27.96

Stock Name	Action
DBS (D05) SG	Buy
Price	Quantity
SGD 30.13	100
Settlement Mode	Settlement Currency
Cash	SGD
Order Type	Order Duration
Limit Order	Good For Today
Forced Key	
-	
Account No.	
8000632	

NOTE

- Transaction Values shown above are indicative. Please note that actual values and/or fees may be higher for Market Orders.

CONFIRM ORDER

Home Trade Order Status Watchlist More

10:36

Order Received

Your order request is received and will be submitted to the exchange.

Indicative Total Proceeds
SGD 3,040.96

Total Contract Value SGD 3,013.00
Total Commission & Fees ⓘ SGD 27.96

Stock Name	Action
DBS (D05) SG	Buy
Price	Quantity
SGD 30.13	100

PLACE ANOTHER ORDER

VIEW ORDER STATUS

GO TO WATCHLIST

You will see an order confirmation screen with a Transaction ID if your order is successfully accepted. (Tap on down arrow to expand)

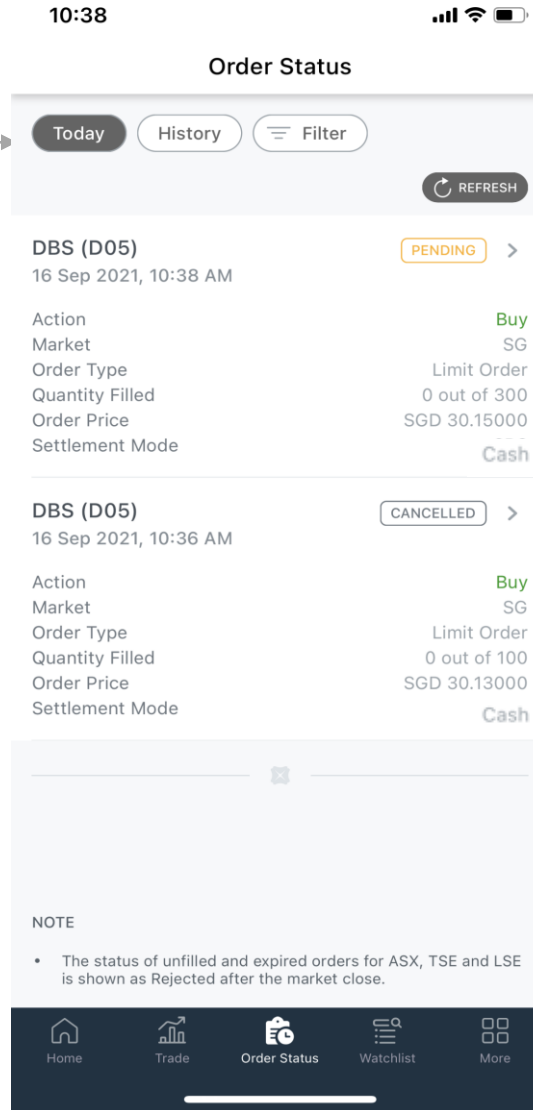
View Orders

Filter orders by Today or History.

Apply additional filters by selecting:
Today + Filter
History + Filter

Orders under **Today** can be filtered by Order Status, Market and Settlement Mode.

Orders under **History** can be filtered by Order Status, Market and Settlement, Order History.



Refresh the screen to get the latest order status

Display individual order details

Tap on the right arrow to view the order details & amend or cancel the order.

Amend or Cancel order is only applicable for today's orders.

View Orders > Details

10:38

Order Details

Stock Name
DBS (D05) SG

Order Price
SGD 30.15000

Quantity
300

Order Type
Limit Order

Order Status
Pending

Order Duration
Good For Today

Exp Date
-

Forced Key
-

Account No.
8000632

Order Date & Time
16 Sep 2021, 10:38 AM (SG)

Transaction ID
20210916000000085

Action
Buy

Quantity Filled
0

Filled Price
SGD -

Filled Date
-

Outstanding Quantity
300

Settlement Mode
Cash

AMEND ORDER

CANCEL ORDER

Tap to go back to the previous screen.

View additional order details from this screen.

You may amend orders for Singapore, Hong Kong, Australia, Japan and UK markets.

Singapore, Australia, Japan and UK markets - You may amend Quantity.

Hong Kong market – You may amend both Quantity and Order Price.

US and Canada markets – No amendments allowed.

Only applicable to unfilled orders.

Tap right arrow to enter into the Trade screen for placement of a new order of the same counter.

Tap to cancel

Only applicable to unfilled orders.

View Orders > Details > Amend

10:38 Amend Order

DBS (D05) SG
As at 16 Sep 2021, 10:37 (SG)
Last SGD 30.150
Change (%) ▲ 0.080 (+0.270%)

Order Price	SGD 30.15000	Action	Buy
Order Type	Limit Order	Order Duration	Good For Today

ORDER QUANTITY

Original Quantity	300	Quantity Unfilled	300
-------------------	-----	-------------------	-----

AMEND ORDER

Amend Quantity ↓ (Lot Size: 100)
200

PREVIEW ORDER

10:39 Amend Order Preview

Order Date	16 Sep 2021		
Order Price	SGD 30.15000		
Quantity Unfilled	300	Amend Quantity	200
Stock Name	DBS (D05) SG	Action	Buy
Order Type	Limit Order	Order Duration	Good For Today
Settlement Mode	Cash	Settlement Currency	SGD

CONFIRM ORDER

10:39 Amendment Request Received

Amendment Request Received

You can view the status of your request by clicking on View Order Status below.

Order Date	16 Sep 2021		
Order Price	SGD 30.15000		
Quantity Unfilled	300	Amended Quantity	200
Stock Name	DBS (D05) SG	Action	Buy
Order Type	Limit Order	Order Duration	Good For Today
Settlement Mode	Cash	Settlement Currency	SGD

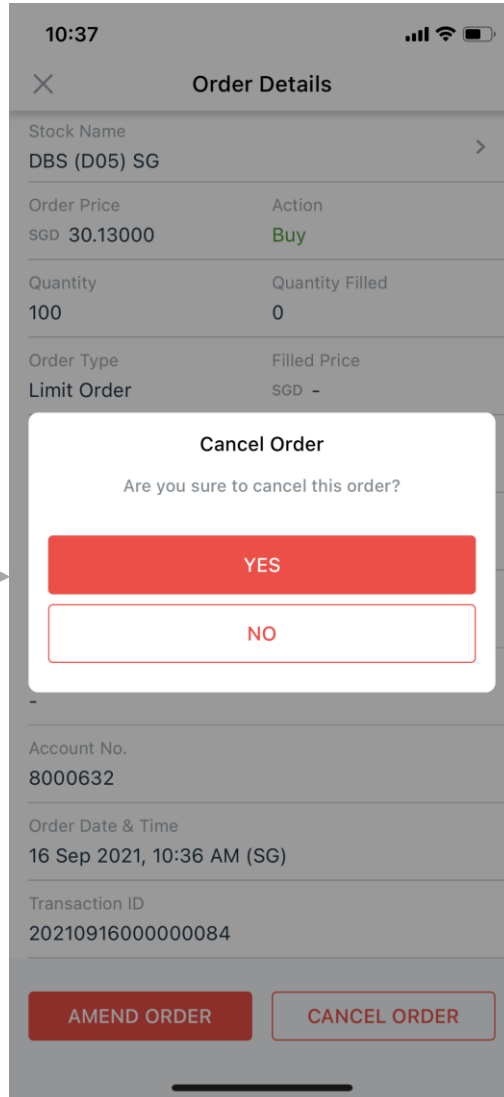
VIEW ORDER STATUS

Tap to go back to the previous screen

View original order details

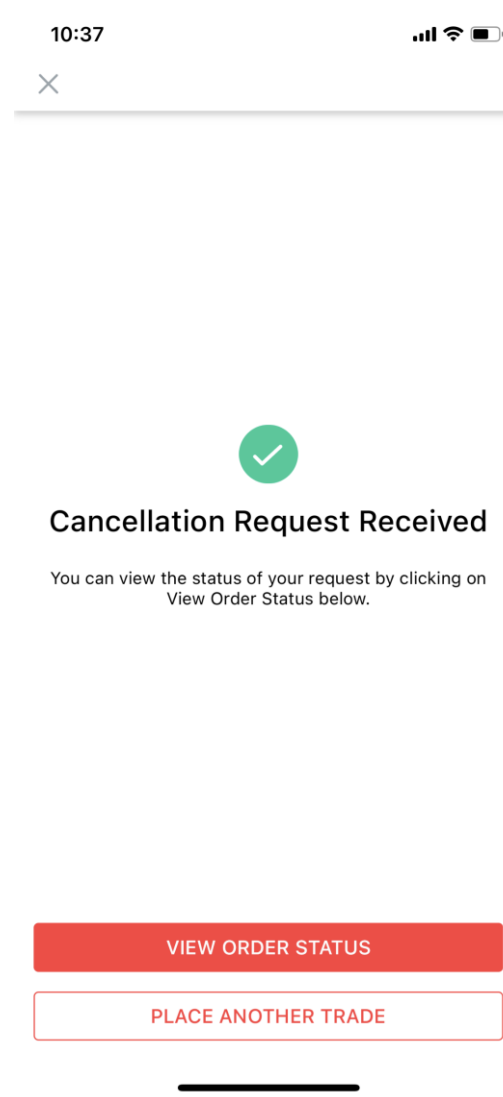
Tap on Preview Order to view amended order details.

View Orders > Details > Cancel



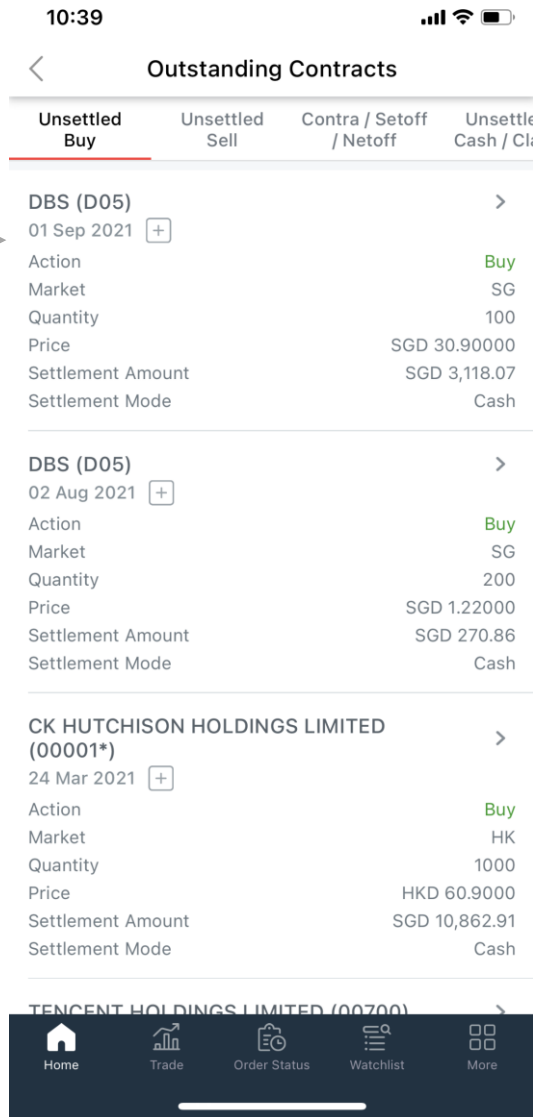
Tap YES to cancel the order.

You will see a confirmation screen if the cancellation is successful



Tap on View Order Status to view your updated order status.

Outstanding Contracts



Tap on the '+' button to add the individual contracts into custom portfolio.

Scroll to view the respective sections.

There are 4 sections in Outstanding Contracts.

To view Singapore contra settlement or Foreign markets netoff/contra settlement, tap on Contra/Setoff/Netoff tab.

Tap on the right arrow of the individual contract to see the transaction information, fees and charges

Outstanding Contracts > Details

The screenshot displays the 'Unsettled Buy' details for a transaction. At the top, the time is 10:39 and the signal strength, Wi-Fi, and battery icons are visible. A back arrow is located at the top left of the screen. The main content area is divided into several sections:

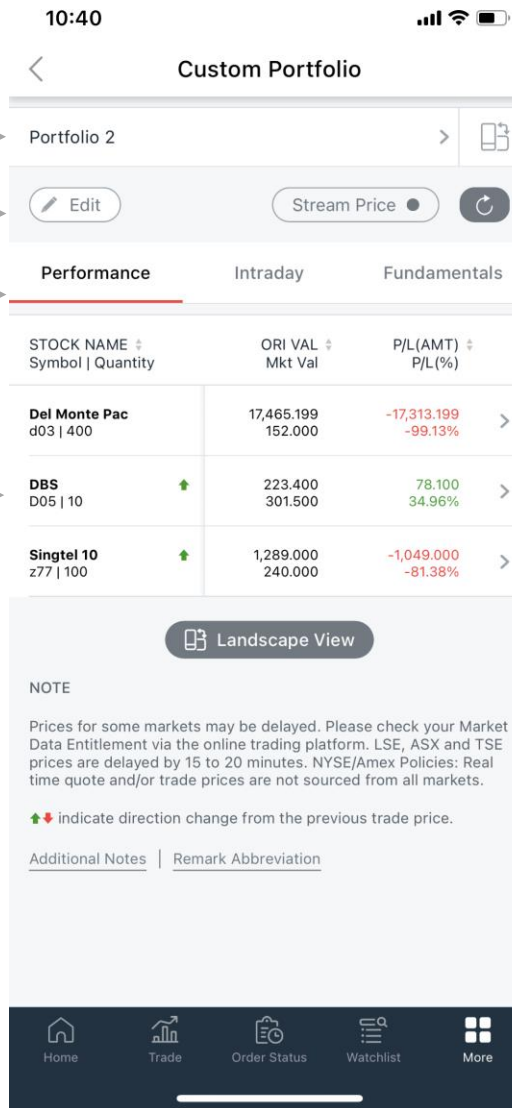
- Settlement Amount:** SGD 3,118.07
- Total Contract Value:** SGD 3,090.00
- Total Commission & Fees:** SGD 28.07
- Stock Name:** DBS (D05) SG
- Action:** Buy
- Price:** SGD 30.90000
- Quantity:** 100
- Trade Date:** 01 Sep 2021
- Settlement Date:** 03 Sep 2021
- Settlement Mode:** Cash
- Settlement Currency:** SGD
- Account No.:** 8000632
- Reference No.:** 2021-0090811

At the bottom of the screen, there is a red button labeled 'ADD TO CUSTOM PORTFOLIO'. Below this is a navigation bar with icons for Home, Trade, Order Status, Watchlist, and More.

Annotations with arrows point to specific elements:

- A box on the left says: "Tap to go back to Outstanding Contracts main screen" with an arrow pointing to the back arrow at the top left.
- A box on the right says: "View the individual outstanding contract in details." with an arrow pointing to the 'Total Contract Value' and 'Total Commission & Fees' section.
- A box at the bottom right says: "To add this transaction to one of your Custom Portfolios, scroll to the bottom and tap Add To Custom Portfolio" with an arrow pointing to the 'ADD TO CUSTOM PORTFOLIO' button.

Custom Portfolios



Switch between your custom portfolios by tapping on the right arrow.

Tap to modify your portfolios

Toggle between 3 different financial comparisons

Tap on the stock name to view more details of the individual counters. (Redirection to Stock Details module)

View the list in landscape mode. More columns of data will be available in landscape mode.

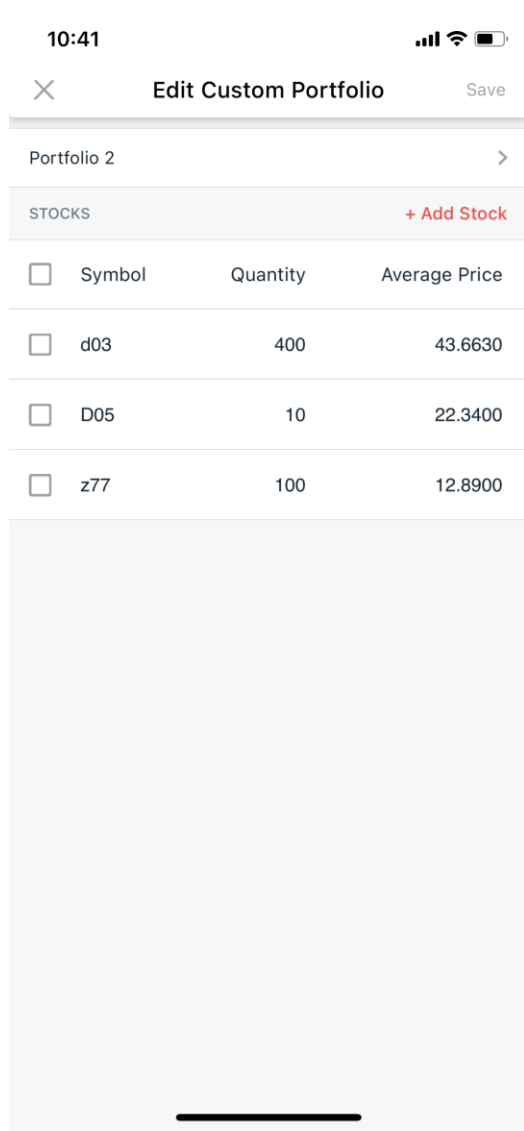
Switch between streaming or snapshot market data

In streaming mode, updates to market data will be reflected in blue

In snapshot mode, tap on refresh button to get the latest quotes

Tap the right arrow to place a trade for the individual counters. (Redirection to Trade module)

Edit Custom Portfolio

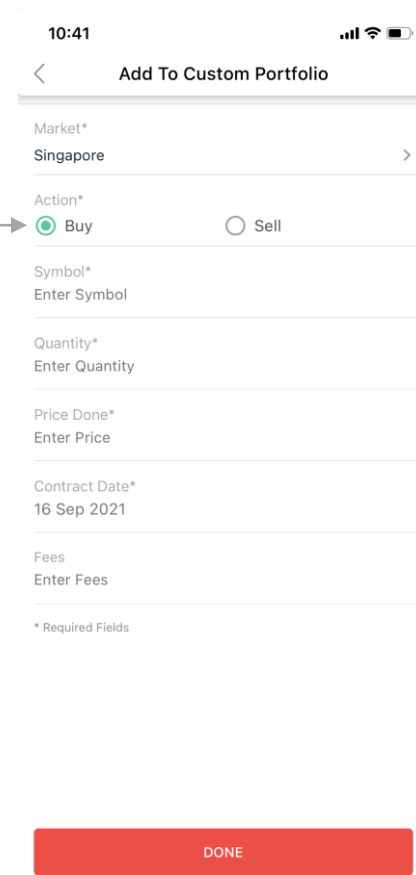


Save the changes made

Switch and edit your different custom portfolios

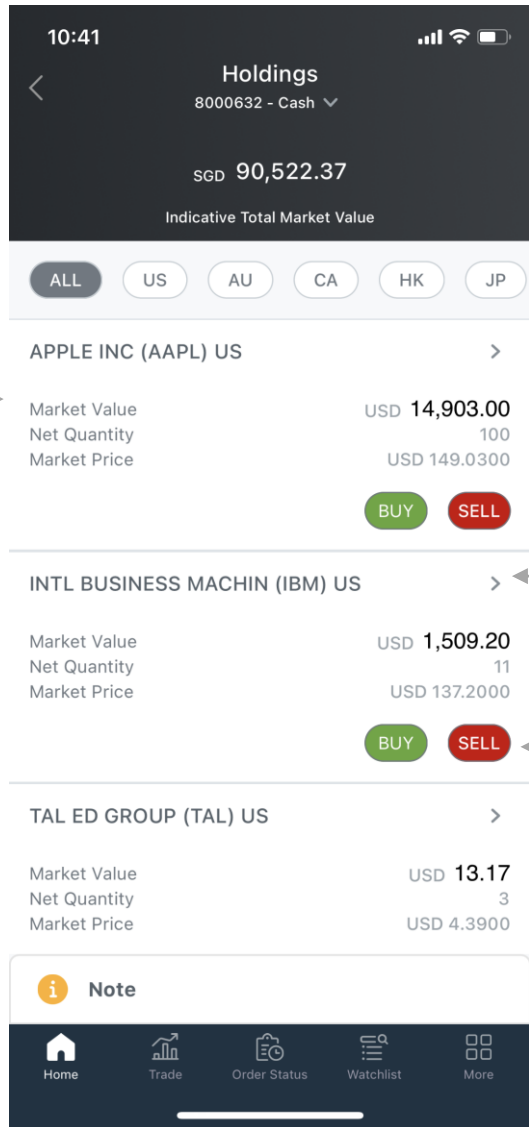
Tap to add a fresh counter or update existing counter

Tap on the checkbox or swipe to delete individual stocks.



1. Enter the required information
2. Tap on Done to confirm the new order to be added to your custom portfolio

Holdings



Switch between different accounts
(Currently only Cash and Share Margin Financing accounts are available)

Filter Holdings by markets.

Display value of individual stock holding.

Tap on the right arrow to view more details of the individual counters. (Stock details page)

Select Buy/Sell to place an order

Profile > Change Login Password

(Applicable to DBS Vickers user ID and password log in)

Tap to go back to My Profile

10:42

< Change Login Password

Old Password

New Password

Confirm Password

NOTE
Your new password must fulfill the following criteria:
1. Consist of valid characters (a-z or A-Z or 0-9)
2. Contains at least one number (0-9)
3. Contains at least one alphabet (a-z or A-Z)
4. Be of a length between 8 to 25 characters

For security reasons, please change your password on a regular basis.

SUBMIT

Home Trade Order Status Watchlist More

1. Enter your existing password
2. Enter your new password
3. Enter your new password again to confirm

Your new password must fulfill the following criteria:

- *Consists of valid characters (a-z or A-Z or 0-9)*
- *Contains at least one number (0-9)*
- *Contains at least one alphabet (a-z or A-Z)*
- *Be of a length between 8 to 25 characters*

Tap to submit your changes after you have entered all fields

Profile > Set Alerts

The screenshot shows the 'Set Alerts' screen in a mobile application. At the top, there is a status bar with the time 10:42, signal strength, Wi-Fi, and battery icons. Below the status bar, the screen title is 'Set Alerts' with a 'Save' button on the right. A back arrow is on the left. The screen is divided into three sections:

- Receive Trade Confirmation Alerts:** This section has three checkboxes: 'Email' (checked), 'Mobile Phone' (checked), and 'Receive an alert for every partial fill' (checked). An information icon is next to the last option.
- Receive e-Statement Alerts:** This section has one checkbox: 'Email' (unchecked).
- Receive Online Instructions Status Alerts:** This section has two checkboxes: 'Email' (checked) and 'Mobile Phone' (checked).

At the bottom of the screen, there is a 'NOTE' section with two bullet points:

- Email and/or SMS alerts will be sent to you based on your contact details in our record. Please update your contact details if necessary under the "My Profile" section via the online trading platform.
- DBS Vickers Online does not warrant that any electronic messages and/or alerts provided as part of the Services will be sent to and/or received by you.

At the very bottom, there is a navigation bar with five icons: Home, Trade, Order Status, Watchlist, and More.

Callout boxes provide instructions for each section:

- Tap to go back to My Profile:** Points to the back arrow.
- Save the changes made:** Points to the 'Save' button.
- Select the checkboxes to receive trade confirmation via your preferred channel:** Points to the 'Email' and 'Mobile Phone' checkboxes in the Trade Confirmation Alerts section.
- Select the checkbox here if you wish to received an alert for every partial fill:** Points to the 'Receive an alert for every partial fill' checkbox.
- Select the checkbox to receive e-Statement alerts whenever your statement is ready for viewing:** Points to the 'Email' checkbox in the e-Statement Alerts section.
- Select the checkboxes to receive online instructions notifications via your preferred channel:** Points to the 'Email' and 'Mobile Phone' checkboxes in the Online Instructions Status Alerts section.

This information is published for general circulation only and does not have regard to the specific investment objectives, financial situation and the particular needs of any specific person. Investors should seek advice from a financial adviser regarding the suitability of the investment product, taking into account the specific investment objectives, financial situation or particular needs of each person in receipt of this document before making a commitment to purchase the investment product. In the event that the investor chooses not to do so, he/ she should consider carefully whether the product is suitable for him / her.

DBS Vickers Securities (Singapore) Pte Ltd accepts no liability whatsoever for any loss suffered howsoever caused arising from your participation in this programme.